

Current trading Casino Hyper et Supermarkets *Week 47*

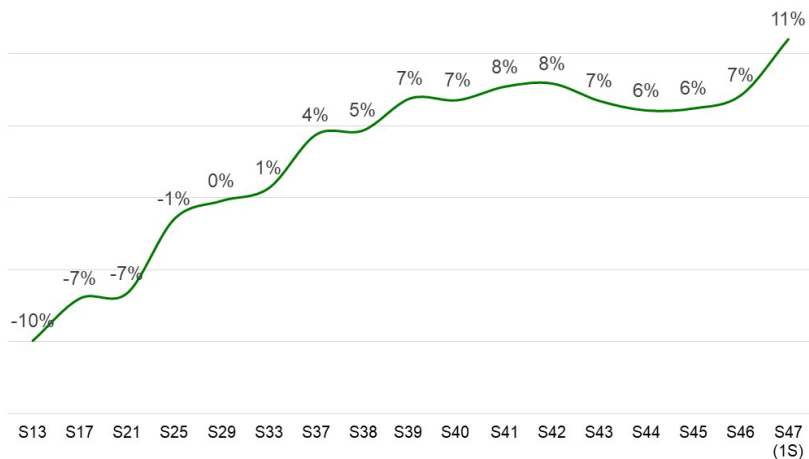


27 November 2023

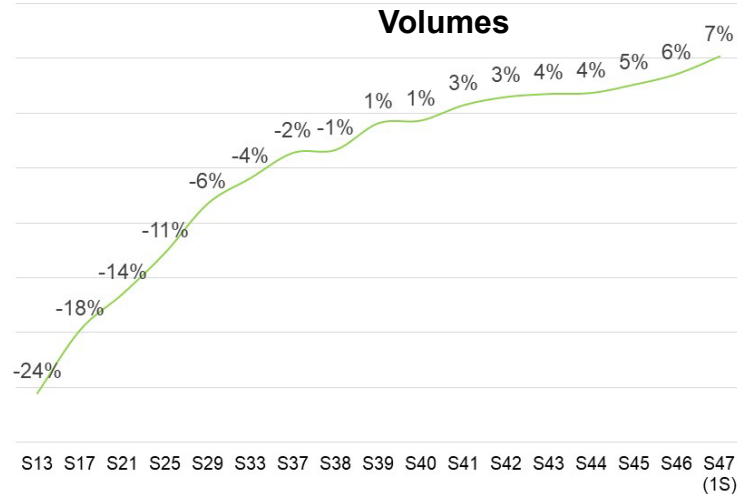
- The weekly data presented below include customer traffic, volumes and sales for Casino Supermarkets (SM) and Hypermarkets (HM).
 - The data are those of the historical Casino Supermarkets branch, i.e. the SMs operated in mainland France (excluding the ex-HMs operated in SM format) and in Corsica in integrated format.
 - Similarly, data for HM include Casino #Hyper Frais Hypermarkets in mainland France and Corsica in integrated format.
 - Data do not include franchised stores and service station sales.
- Customer traffic is measured by the number of checkouts. Volume is measured by the number of items passed through the checkout.
- The data presented represent 4-week trends, with the exception of the current week.
- Data are prepared from the management systems of Distribution Casino France and Codim (a subsidiary of Distribution Casino France operating HM and SM stores in Corsica). They may, where applicable, vary from the final accounting data established at the end of the month.

Historic supermarkets

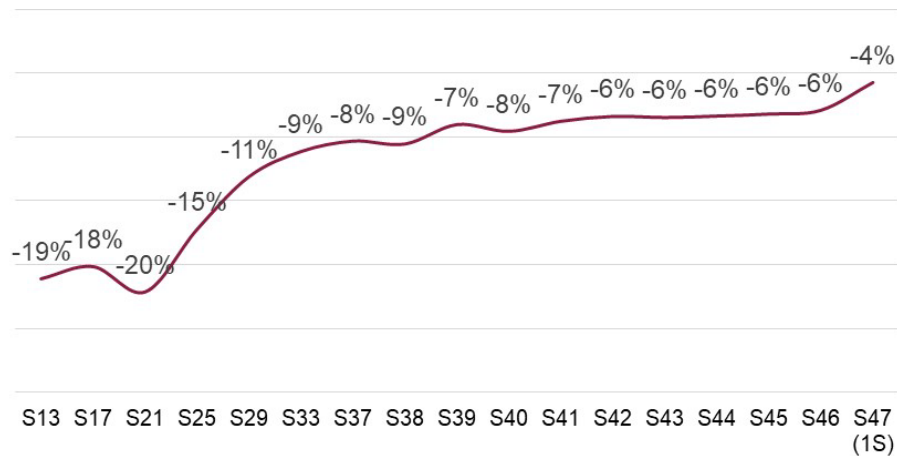
Client traffic



Volumes



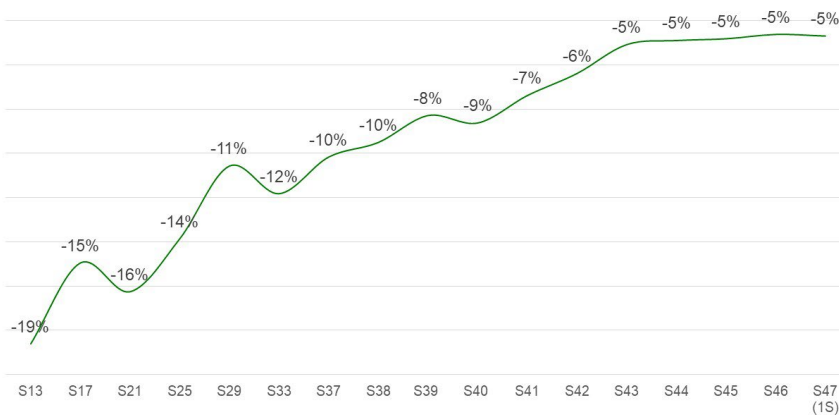
Sales



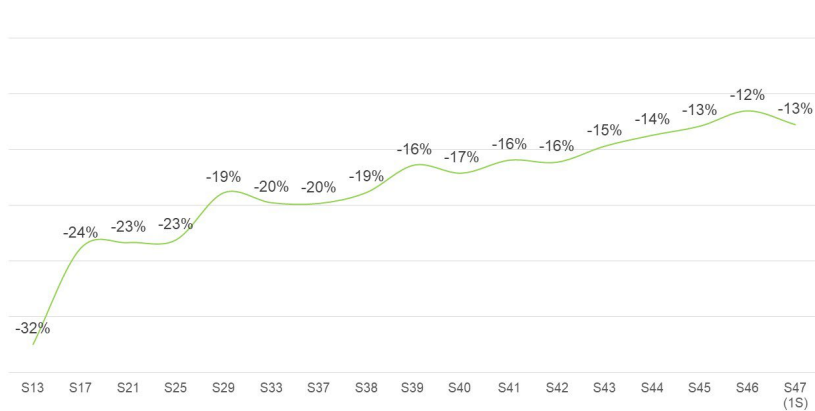
Historical SMs in mainland France and Corsica, excluding ex-HMs operated under the SM banner

Historic hypermarkets

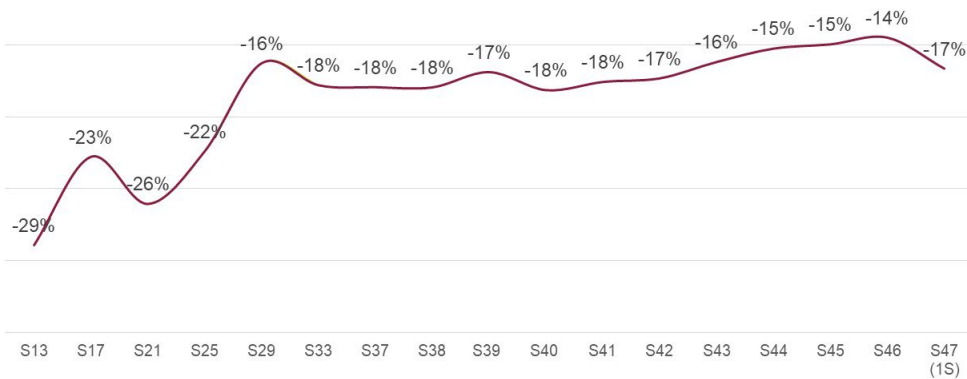
Client traffic



Volumes



Sales



Historical HMs in mainland France and Corsica